



# Year 3 Art: Observational drawing Spring 1

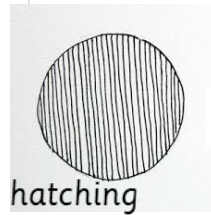

## Prior Learning

- Year 2 choose and use three different grades of pencil when drawing.
- Year 2 know how to use a viewfinder to focus on a specific part of an artefact before drawing it.
- Year 2 know how to use charcoal, pencil and pastel to create art.


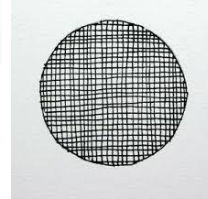
## Sticky Knowledge

- I know how to use sketches to produce a final piece of art.
- I know how to use different grades of pencil to shade and to show different tones and textures.
- Know different mark making techniques.
- Begin to show an awareness of objects having a third dimension.
- Create shadows in my work.

Pencil scale



cross hatching



## Vocabulary

cross hatching	A drawing technique where shade or tone are created using crossing lines.
hatching	A drawing technique where shade or tone are created using closely spaced lines.
shading	A technique used in art to represent light and shade by varying the colour and intensity of the medium being used. This helps create the illusion of depth and shape in an otherwise flat work.
still life	A work of art that shows objects from the natural or man-made world.
texture	The surface quality that the artist has created.

Paul Cezanne

shading and shadows



Setting up still life groups

